



District Report Card: 2017


State: Meghalaya	District: West Garo Hills
Class: 8	Subject: Language
Schools: 51	Students: 901


Participation/Coverage


Students

<div>GENDER</div> <div></div>	Boys		Girls	
	Number	%	Number	%
	385	42.73	516	57.27

<div>AREA</div> <div></div>	Rural		Urban	
	Number	%	Number	%
	620	68.81	281	31.19

<div>CATEGORY</div> <div></div>	SC		ST		OBC		GEN	
	Number	%	Number	%	Number	%	Number	%
	31	3.44	753	83.57	22	2.44	95	10.54

<div>CWSN</div> <div></div>	LD	VI	HI	S&LD	ID	Oth
	3	0	2	1	11	5

<div>Management</div> <div></div>	Government		Government-aided	
	Number	%	Number	%
	192	21.31	709	78.69

Average Performance of Students in Language (%)

Overall	Gender		Area		Management		Social Group			
	Male	Female	Rural	Urban	Govt.	Aided	SC	ST	OBC	GEN
42.44	40.95	43.55	42.02	43.37	44.97	41.76	37.42	41.44	44.55	51.51

Performance on Learning Outcomes (LOs)

Learning Outcomes	Description	Average Performance(%)
L813	Read textual/non-textual materials with comprehension and identifies the details, characters, main idea and sequence of ideas and events while reading	42.44

Range of Performance of Students who Answered Correctly							
Below 30%		30% - 50%		50% - 75%		Above 75%	
Number	%	Number	%	Number	%	Number	%
289	32.08	322	35.74	203	22.53	87	9.66

Lowest Performing Learning Outcomes (LOs)

1 - Read textual/non-textual materials with comprehension and identifies the details, characters, main idea and sequence of ideas and events while reading (42.44)